



AHBA Herding Trials

November 21 & 22, 2020

Limited to 20 sheep & 20 duck runs per day

TRIAL SECRETARY

Kelly Malone

324 County Rd 1171, Nova, Ohio 44859-9751
330-618-1776 karmasreva@gmail.com

AHBA – HTD-d HRD-s HTAD-d (Course 2)

Saturday, November 21st

(one trial, limited to 20 sheep & 20 duck runs per day).

Sunday, November 22nd 2020

(one trial, limited to 20 sheep & 20 duck runs per day).

Open to all eligible AHBA breeds

Trial Hours - 7AM to one hour after trial is completed

These events will be held outdoors rain or shine.

These trials are held with sanctioning of the American Herding Breed Association and in accordance with AHBA rules & regulations

STOCK

- 10 head of Barb/Katahdin cross sheep
- 5 head of Call ducks

JUDGES

George and Liz Muehlheim

ENTRIES

Open: Mon, Sept 7th, 2020

\$55 per run for HRD Sheep

\$45 per run for HTD or HTAD Ducks

Pre-entries Close Fri, Nov 6th, 2020

DAY OF ENTRIES (if available)

\$60 per run for HRD Sheep

\$50 per run for HTD or HTAD Ducks

No refund of entries unless there are alternates.

Mail entries, trial recording forms and payment to above trial secretary (check made payable to Hado Bar Farm Foundation).

No on-line entries or payment.

You will be texted or emailed when your entry is received and a run order will be issued once entries close.

AWARDS

Qualifying Test & Trial	Dark Green Ribbons
1st	Blue Ribbon
2nd	Red Ribbon
3rd	Yellow Ribbon
4th	White Ribbon
5th	Pink Ribbon
High in Trial	Blue & White Rosette
Reserve High in Trial	Red & White Rosette

MOTELS

- Days Inn I-71 & SR250, Ashland, OH 44805 419-289-0101
- Super 8 736 US Rt 250 East, Ashland, OH 44805 419-281-0567
- Motel 6 1423 Ashland Co. Rd, Ashland, OH 44805 419-496-0377
- Motel 6 555 North Trimble Rd, Mansfield, OH 44906 419-529-2100

These motels have been pet friendly. Please contact them directly for their current pet policy.

DIRECTIONS TO HADO-BAR FARM

GPS Coordinates: N 41.02012, W -82.35406

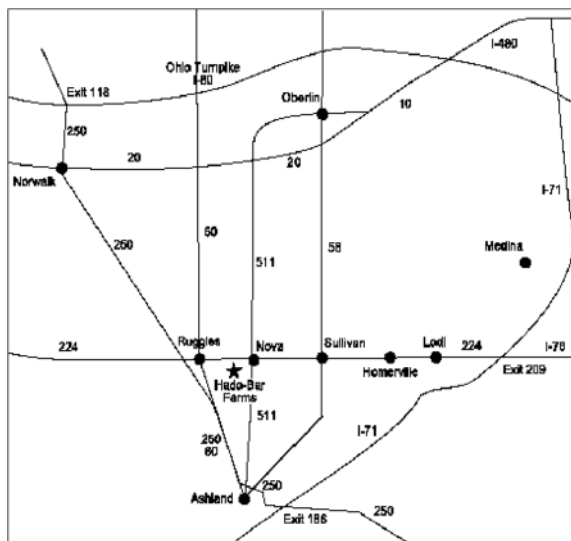
From the West,

Take Rt 224 east, past Rt 60, to County Rd 1171 (*if you get to RT 511 you've gone too far*) Go south on County Rd 1171.

From the East,

Take RT 224 west to County Rd 1171 (*if you get to RT 60 you've gone too far*)

Go south on County Rd 1171: Hado-Bar is the first farm on the right.



INFORMATION

• Covid-19 Precautions

- We will NOT have food or beverage available on-site. Please bring your own *non-shareable* items.
 - Facial coverings are required at all times, except when actively competing/working your dog.
 - Social Distancing of 6 ft or greater required at all times.
- Handlers meeting ALL CLASSES BOTH TRIALS will be at 8 AM
 - Day of Show entries will be taken from 7:15 to 7:45 AM. No refunds unless the trial fills and we can fill your spot from the waiting list.
 - Substitutions will be allowed only with a dog owned by the same person making the original entry.
 - Bitches in season will run in order. Run order will be pre-drawn and posted the day of the trial.
 - Entry acknowledgements will be SENT BY TEXT before trial if received before then. Trial Secretary will contact you immediately if the trial fills and a waiting list is started. If you want to be notified by USPS mail please include a self-addressed envelope with postage.
 - PLEASE NOTE: At times of heavy or extended rain, before or during the event, the front field near the arena retains water and will not support vehicles. We ask the expanded gravel areas be utilized as much as possible.
- We do not have on-site ability to tow stuck vehicles.**

AMERICAN HERDING BREED ASSOCIATION – OFFICIAL WAIVER & ENTRY FORM

Date(s): **November 21/22, 2020**

Location: **Hado Bar Farm, Nova, Ohio**

AGREEMENT TO HOLD HARMLESS WAIVER AND ASSUMPTION OF RISK: (Hereafter, AHBA refers to all of the officers, directors, agents and members of the American Herding Breeds Association). HBFF refers to all of the officers, directors, agents and members of the Hado-Bar Farm Foundation including Hado-Bar Farm.

In consideration for participation in this event, I agree to assume all responsibility for any claim, loss or damage of whatever kind or nature, whether to person or property, which may be caused at or near this event, either directly or indirectly, by me or the dog(s) I have entered in or brought to this event. I further agree that I will hold AHBA and HBFF harmless and defend them from any and all liability for any injury, claim, damage or loss of whatever kind or nature, whether to person or property, caused at or near this event, whether directly or indirectly by or to myself family members, guests who may attend or any dog I have entered in or brought to this event. I agree to indemnify AHBA and HBFF or any loss, cost or expense including attorney' fees and costs to which AHBA and HBFF might be subject as a result of any claim, suit, loss or damage caused in any way by any act or negligence on my part or on the part of any dog(s) I have entered in or brought to this event. I acknowledge that AHBA and HBFF do not have and do not exercise control over the conduct of the event or those present. I certify and agree to be responsible for paying the market value for any animal mortally injured by my dog(s) and for any vet bills incurred on any animals by my dog(s). I understand that attendance at this event is not without risk to myself and/or my dog(s) because some of the dogs and livestock to which I and my dogs are exposed may be difficult to control and may be the cause of injury even when handled with the greatest amount of care.

I certify that I am the actual owner or owner's authorized agent of the below entered dog.

(Signature of entrant or agent)

Date

Please Checkmark each class you wish to enter and then circle the level. One entry per dog please.

Saturday, 11/21/2020					
	HTD Ducks	I	II	III	\$
	HRD Sheep	I	II	III	\$
	HTAD Ducks	I	II	III	\$
Total Saturday Entry Fee					\$

Sunday, 11/22/2020					
	HTD Ducks	I	II	III	\$
	HRD Sheep	I	II	III	\$
	HTAD Ducks	I	II	III	\$
Total Sunday Entry Fee					\$

All Funds Payable to Hado-Bar Farm Foundation

AMERICAN HERDING BREED ASSOCIATION -- TRIAL RECORDING FORM

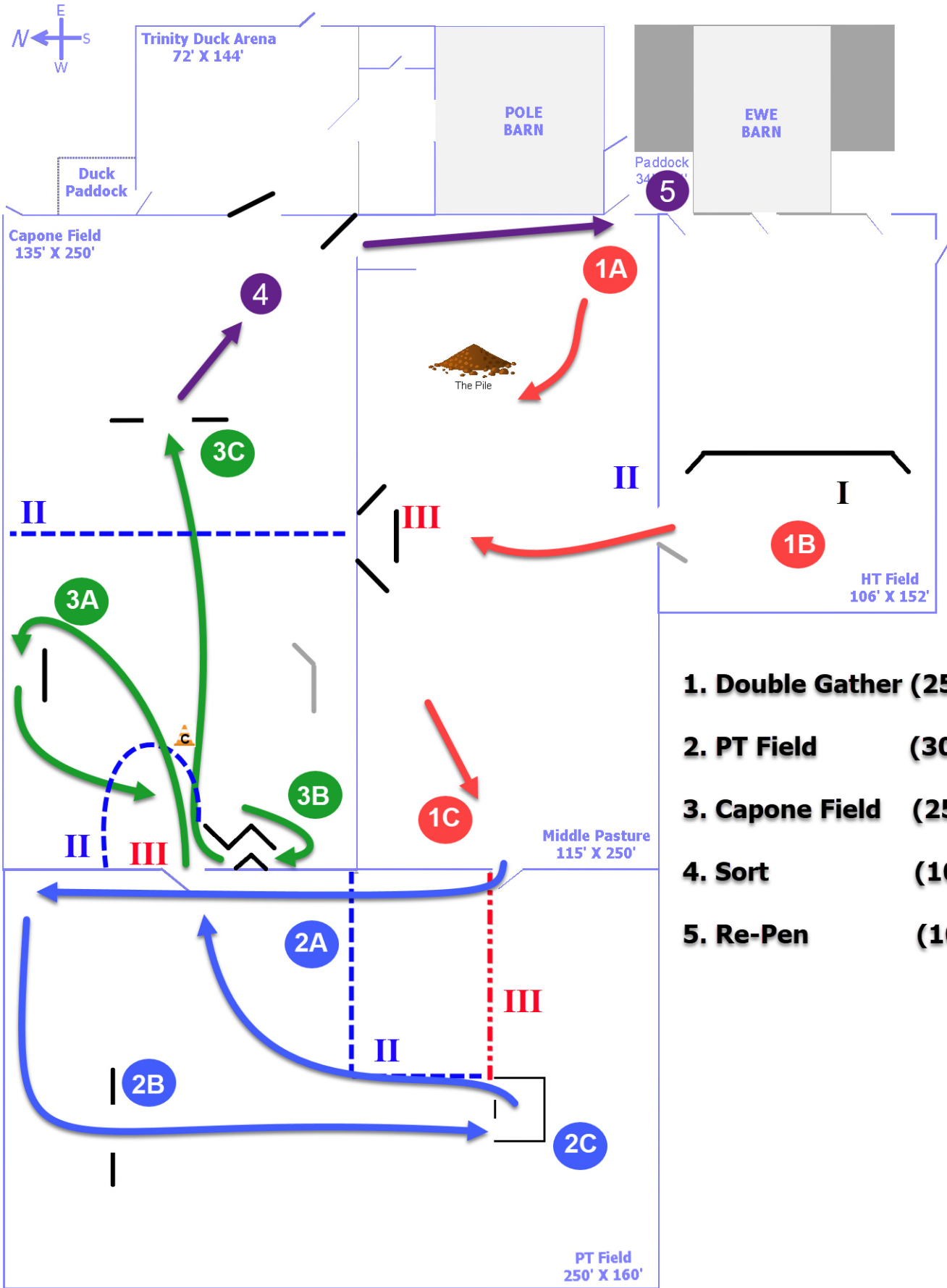
(please type or print clearly)

Breed:	Registry & #:		
Reg. Name:			
Birthdate:	Sex:	Breeder:	
Owner:			
Owner's Address:			
Phone/Email:			
Name of handler if other than owner:			
Sponsor: Hado Bar Farm Foundation, Nova, Ohio		Location: Hado Bar Farm, Nova, Ohio	

INDICATE DATE, COURSE (HTD/HTAD/HRD/RLF), LEVEL, STOCK TYPE, JUDGE, SCORE for each qualifying run. (For mixed-stock, indicate "m" for hooped stock or hooped stock plus poultry, "mp" for poultry only). When using this form and more than four runs are being recorded, fill out additional form.

Date:	Course:	Level:	Stock:	Judge:	Score:

NOVEMBER 2020 HRD Course Map



- 1. Double Gather (25 pts)**
- 2. PT Field (30 pts)**
- 3. Capone Field (25 pts)**
- 4. Sort (10 pts)**
- 5. Re-Pen (10 pts)**

NOVEMBER 2020 HRD Course Description

1. Double Gather (25) points

- A. Five sheep are set out from the Paddock Gate after the exhibitor team are on the field. Dog gathers stocks and brings them to the Holding Pen where they are put in the east gate (nearest the barn).
- B. Team then gathers a second set of five sheep that have been set out in the HT field after the first set has been gathered. The lower HT Gate will remain open during the trial. The second set is brought to and put in the Holding Pen with the first five.
- C. All ten sheep are brought out of the Holding Pen from the west gate and taken to the PT Pasture Gate and put through.

Level III Handlers remain at the East gate of the pen throughout both gathers and penning. Once all ten sheep are brought out of the pen from the west gate, the handler may fetch/drive with stock to the PT Gate.

Level II Dog needs to start at the east gate of the pen while the handler may move halfway to the Paddock Gate. Once the sheep have been placed in the pen, the dog again has to be set at the east gate of the Holding Pen. The handler may move over to the HT perimeter fence and may move up and down it during the gather/fetch. The handler may fetch/drive the stock to the east gate of the Holding Pen. Once the sheep are pulled out of the Holding Pen from the west gate, the handler may fetch/drive with sheep to PT Gate.

Level I Dog is set half way between the Holding Pen and the Paddock Gate. The handler can move to within 15' of the stock. Once the sheep are placed in the Holding Pen, the team will move into the HT field. The dog is set at the inner gate and the handler may again move to within 15' of the stock. The stock may be fetched/driven to the Holding Pen. Once the sheep are removed from the Holding Pen the sheep may be fetched/driven to the PT Gate.

2. PT Field (30) points

- A. Sheep are moved counter-clock-wise along the fence-line once they are through the gate. When they are halfway down the north fence-line, they are turned to go across the midline of the field.
- B. There are a set of drive panels set 30' off the North fence. Sheep are put through.
- C. Sheep are moved to second obstacle set in the middle of the field and put through. No handlers may enter Obstacle. Once through the second obstacle, sheep are taken to the Capone Field Gate and put through.

Level III Handlers have a line between the Gate and the 2nd Obstacle where they may move. They may fetch/drive with the sheep to Capone Field Gate once the sheep have been put through.

Level II Handlers may move anywhere behind the Level II line.

Level I Handlers may move anywhere on the field except through obstacles.

3. Capone Field (25) points

- A. Sheep are moved to east end of Panel Runway and put through.
- B. From there they are moved to the opening of the Z Chute and put through.
- C. Once exhausted from the Z Chute the sheep are moved up the middle of the field to the set of drive panels and put through. The sheep are moved to the Capone Field exhaust gate for the Sort.

Level III Handlers stay at Capone Field/PT Gate until the sheep are at the Exhaust Gate.

Level II Handlers must stay along Level II line for the first two obstacles. Once the sheep have exited the Z Chute, they are brought to the C Cone and take to the left of it straight up the field. The handler may move with them to within 20' of the drive panels. Handler may move with sheep to the Exhaust Gate.

Level I Handlers may move anywhere on the field except through the obstacles.

4. Sort (10) points

For all levels: handler may move back and forth from gate to gate while sorting without deduction

Level III Handlers may move anywhere and need to put 5 collared sheep through the Duck Arena Gate. The remaining sheep are put through the Capone Field Exhaust Gate.

Level II Handlers may move anywhere and need to put 3 collared sheep and any two other sheep through the Duck Arena Gate. The remaining sheep are put through the Capone Field Exhaust Gate.

Level I Handlers may move anywhere and can put any 5 sheep through the Duck Arena Gate. The remaining sheep are put through the Capone Field Exhaust Gate.

5. Re-Pen (10) points

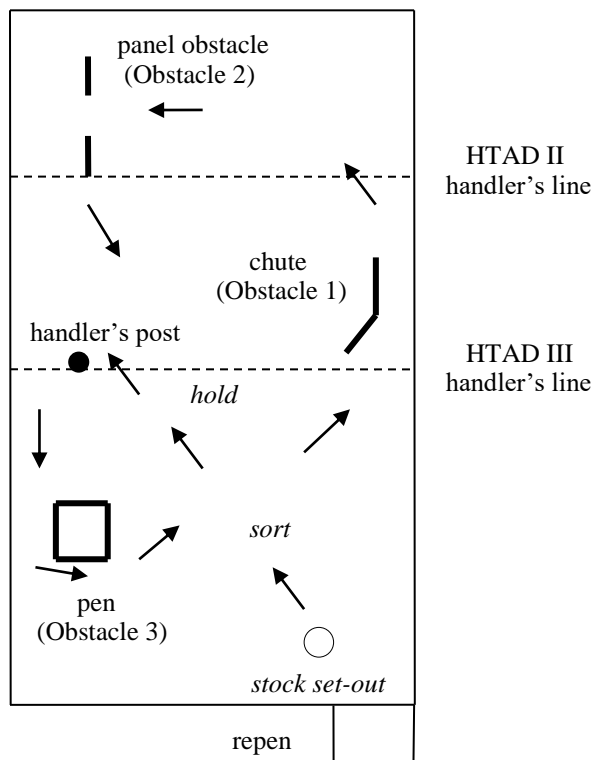
All Levels: 5 remaining Sheep are moved to the Paddock Gate and put through.

No holds are specifically required at any gate but the sheep are to go through smoothly with no bumping of stock or handler.

1st Tie Breaker: PT Field work

2nd Tie Breaker: Capone Field work

HTAD COURSE #2



- N
W + E The designations North, East, etc. are for purposes of description only.
S The course may be mirrored.

The stock set-out indicated on the diagram relates to courses that begin with a gather. The location of the take pen and/or repen may vary from the location for the repen shown on the diagram, so long as it is at the same end of the arena as shown. The handler's post is located approximately halfway between the North and South ends of the arena, or a minimum of 110 ft. from the set-out gate, 20 ft. off of the West side. The freestanding pen is located halfway between the handler's post and the South end of the arena, 20 ft. from the West fence. (A trailer may be substituted for the pen.) The opening of the Y chute is located approximately halfway down the length of the arena on the East fence, or a minimum of 110 ft. from the area just in front of the gate of the freestanding pen. The Y chute should be no less than 12 feet long and no more than 4 feet wide with an opening of 12 feet. (A bridge may be substituted for the Y chute.) The panel obstacle is located 20 ft. from the West side and 30 ft. from the North side of the arena, set parallel to the West side and with a 12 ft. opening. The freestanding pen should be 8-10 ft. on each side for sheep, 10-16 ft. on each side for cattle. The hold area is located approximately in the center of the arena. The area for sorts other than a gate sort is located approximately halfway between the hold area and the repen gate. For poultry, all dimensions are ½ that for hooved stock.

1. Gather or Take pen

Gather: The stock are let out at the repen gate and allowed to settle. In HTAD III, the handler remains at the post while the dog is sent from there to gather the stock. In HTAD II, the handler may leave the dog at the handler's post and move to a point approximately halfway between the post and the stock, then send the dog to gather the stock. In HTAD I, the handler may leave the dog at a point approximately halfway between the post and the stock and move to approximately 15 ft. from the stock, then send the dog to gather the stock. At all three levels the stock are brought to and around the handler's post, on the side between the post and the Y chute. The gather ends when the stock have gone just past the handler's post.

Take pen: HTAD III handlers must remain outside the pen while the dog brings out the stock. HTAD II handlers may enter the pen with the dog but should not move the stock themselves. HTAD I handlers may enter the pen and assist the dog in moving the stock. An exception is made for cattle, where the handler may go in and assist if necessary at any level. If the stock come out on their own volition without the handler or dog entering, there is no penalty. Once the gate to the take pen is opened, it may not be closed until the stock have exited. The stock are then taken to the point on the course where the handler's post would be located for the gather. Scoring for the

take pen ends when the stock have reached the point at which the handler's post would be located. The course then proceeds as indicated in the description.

2. Drive

The stock are taken South between the West fence and the freestanding pen, then around the pen to a point just in front of the pen gate. Handlers at all levels may accompany the stock to this point. The stock are then driven to Obstacle 1. HTAD III handlers must remain at the position in front of the pen while the stock are driven to Obstacle 1. HTAD II handlers may accompany the stock and dog to a point halfway to Obstacle 1, then must remain there for the rest of the drive. HTAD I handlers may accompany the stock up to the entrance of Obstacle 1. The drive ends when the stock reach a point 10 ft. in front of Obstacle 1.

3. Obstacle 1

The stock are taken through the Y chute. HTAD III and II handlers remain at the designated locations until the stock have cleared the Y chute. HTAD I handlers remain at the entrance of the Y chute until the stock have cleared it. Obstacle 1 ends when the stock have cleared the Y chute.

4. Obstacle 2

Upon the stock exiting the Y chute, the stock are taken through the freestanding panels. HTAD III handlers must remain behind a handler's line that runs the width of the arena even with the handler's post until the stock have cleared the panels. HTAD II handlers must stay on the post side of the handler's line (which runs across the width of the arena, even with the outside edge of the panel that is nearest the center of the arena) until the stock have cleared the panels. HTAD I handlers may accompany the stock up to Obstacle 2, but should not precede the stock through the obstacle. Once the stock have gone through the panels, handlers are free to move. The stock are then turned to the left and taken to the pen; Obstacle 2 ends when the stock have cleared the panels.

5. Obstacle 3

The stock are penned in the freestanding pen. Scoring for the pen ends when the pen gate is closed.

6. Hold

The animals are taken to the hold area. The stock is settled and briefly held in place. There is no required position for handler or dog. The judge signals the end of the hold/settle. HTAD I and II handlers then take the stock to the repen. HTAD III handlers proceed with the sort.

7. Sort

The sort is done by HTAD III handlers only. The stock is moved to the designated area, which depends on the type of sort being done. The sort may be one of the following: (a) Gate sort. (b) Ribbon-removal/shed. The sort ends when the gate is closed on the sorted animals, or when the ribbon has been removed/ animals have been shed.

8. Repen

The stock are taken to the repen and held a short distance off the gate while it is opened, and then are repenned. When a gate sort has been used, the animals that had been left out in the arena are repenned. The run ends when the repen gate is closed after the last animal has exited the arena.